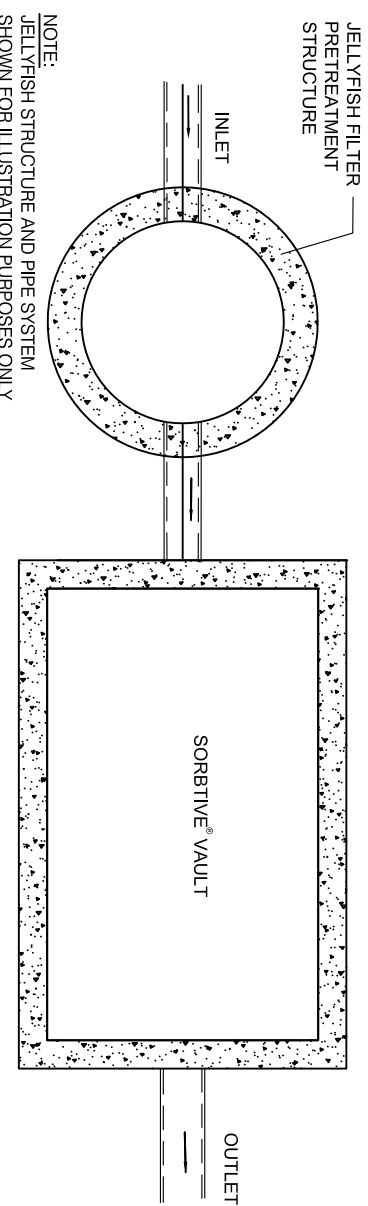
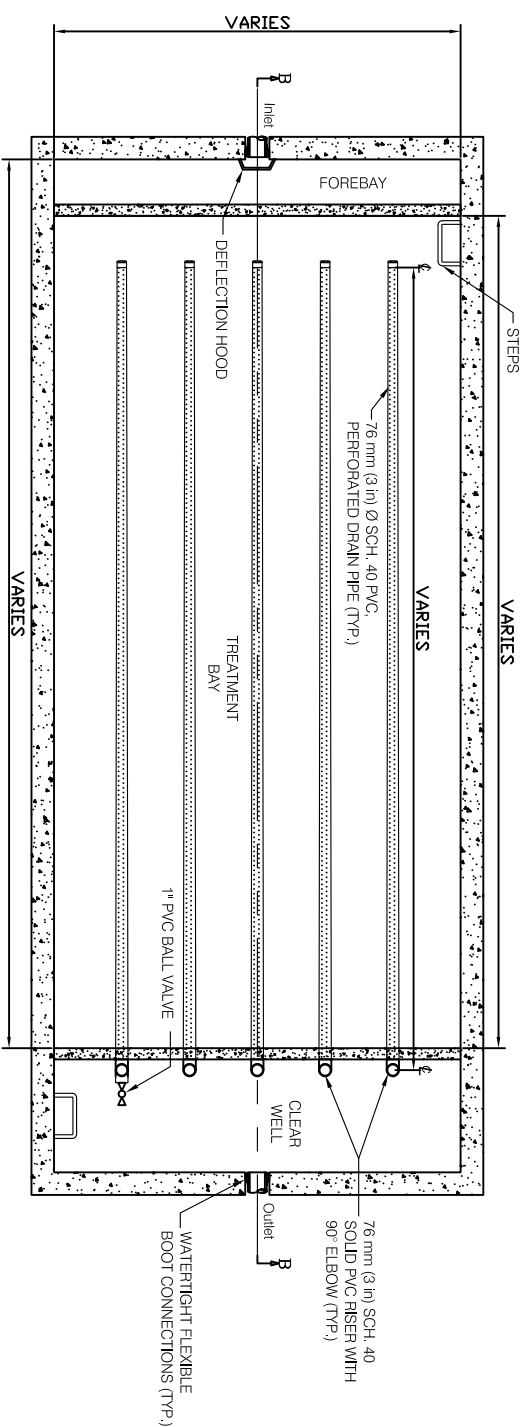


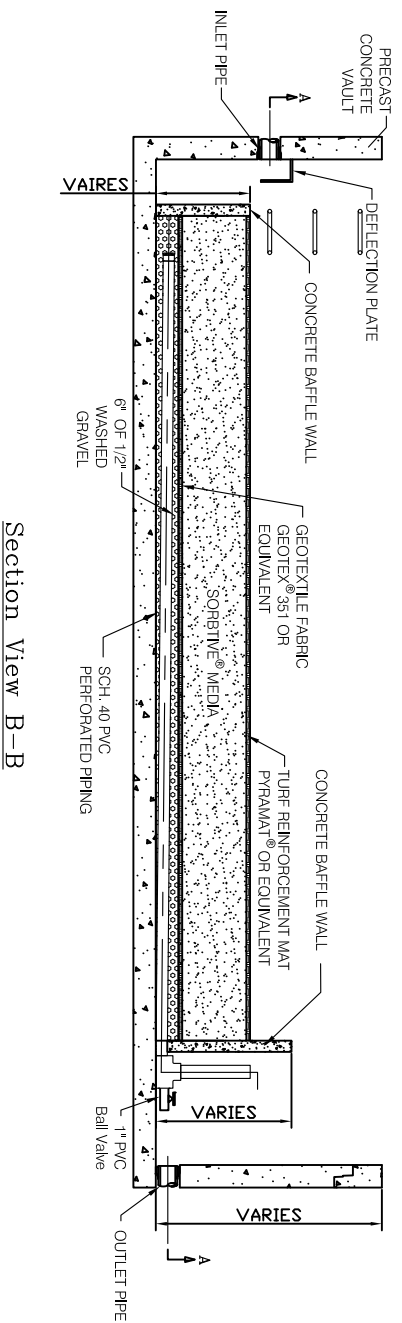
# DRAWING NOT TO BE USED FOR CONSTRUCTION



NOTE:  
JELLYFISH STRUCTURE AND PIPE SYSTEM  
SHOWN FOR ILLUSTRATION PURPOSES ONLY

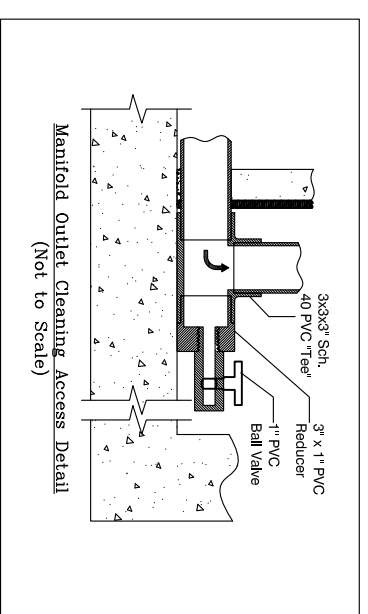
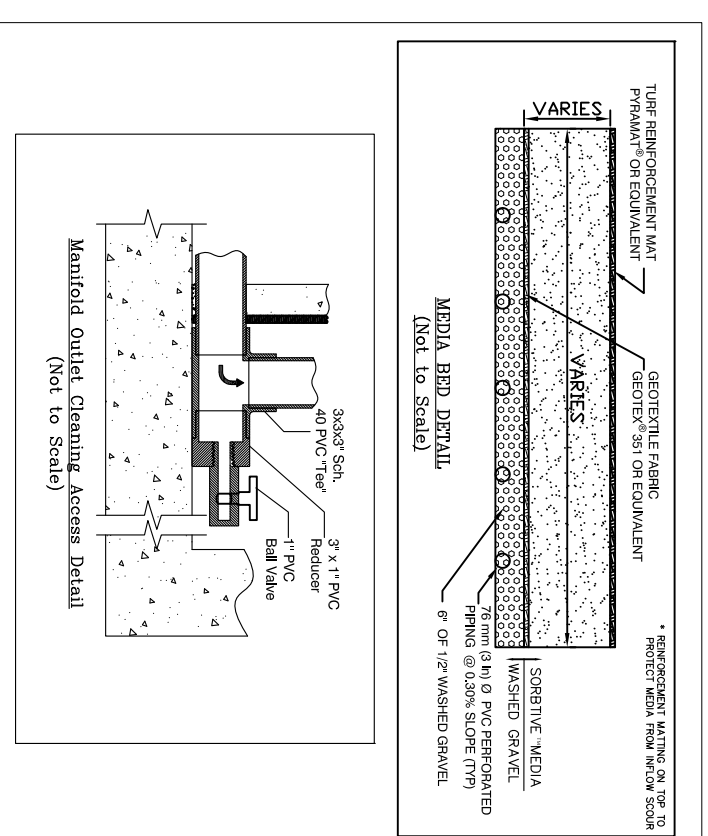


Section View A-A



Section View B-B

FOR SITE SPECIFIC DRAWINGS PLEASE CONTACT YOUR LOCAL IMBRIUM SYSTEMS REPRESENTATIVE. SITE SPECIFIC DRAWINGS ARE BASED ON THE BEST AVAILABLE INFORMATION AT THE TIME. SOME FIELD REVISIONS TO THE SYSTEM LOCATION OR CONNECTION PIPING MAY BE NECESSARY BASED ON AVAILABLE SPACE OR SITE CONFIGURATION REVISIONS. ELEVATIONS SHOULD BE MAINTAINED EXCEPT WHERE NOTED ON BYPASS STRUCTURE.



PHOSPHORUS TREATMENT TABLE			
MEDIA TYPE & GRADATION	SURFACE LOADING RATE (GPM/FT <sup>2</sup> )	TARGET REMOVAL PERFORMANCE (%)	
SORBITIVE MEDIA "XX" XXX	3 (TYP.)	XXX %	

SIZING CHART					
SORBITIVE® VAULT SIZE	SORBITIVE® BED SIZE VOLUME	SORBITIVE® DESIGN FLOW (TYP)	SORBITIVE® VAULT FLOW (MAX)	BED LIFE YEARS	
XXX	XXX CF	XX GPM	XX GPM	XX YRS	

### GENERAL NOTES:

1. ALL DIMENSIONS INDICATED ARE IN MILLIMETERS/INCHES UNLESS OTHERWISE SPECIFIED.
2. UNLESS OTHERWISE NOTED, BYPASS INFRASTRUCTURE, SUCH AS ALL UPSTREAM DIVERSION STRUCTURES, CONNECTING STRUCTURES, OR PIPE CONDUITS CONNECTING TO COMPLETE THE SORBITIVE VAULT SYSTEM SHALL BE PROVIDED AND ADDRESSED SEPARATELY.
3. DRAWING FOR INFORMATION PURPOSES ONLY. REFER TO PROJECT ENGINEER'S SITE/UTILITY PLAN FOR STRUCTURE ORIENTATION.
4. ENSURE ADEQUATE MAINTENANCE ACCESS FOR CLEANOUT OF THE TREATMENT CHAMBER.

MARK	DATE	REVISION DESCRIPTION	BY
#	#	#	#
#	#	#	#
#	#	#	#
#	#	#	#
0	10/01/2014	INITIAL RELEASE	BSF

### GENERIC DETAIL

**Sorbitive Vault**

Scale = 1:50

www.imbriumsystems.com

info@imbriumsystems.com

605 Global Way, Suite 113, Linthicum, MD 21090  
USA 888-279-8826 CA 800-565-4801 INTL +1-416-960-9900

**SORBITIVE MEDIA**

DATE: #####	DRAWN: BSF
DESIGNED: BSF	APPROVED: JSK
CHECKED: JSK	PROJECT NAME: #####
PROJECT #: #####	SHEET: 1 OF 1

The design and information shown on this drawing is provided as a service to the project owner, engineer and contractor by Imbrium Systems ("Imbrium"). Neither this drawing nor any part thereof, may be used, reproduced or modified in any manner without the prior written consent of Imbrium. Failure to comply to done at the user's own risk and Imbrium expressly disclaims any liability or responsibility for such use.

If discrepancies between the supplied information upon which the drawing is based and actual field conditions are encountered as site work progresses, these discrepancies must be reported to Imbrium immediately for re-evaluation of the design. Imbrium accepts no liability for designs based on mislshg, incomplete or inaccurate information supplied by others.