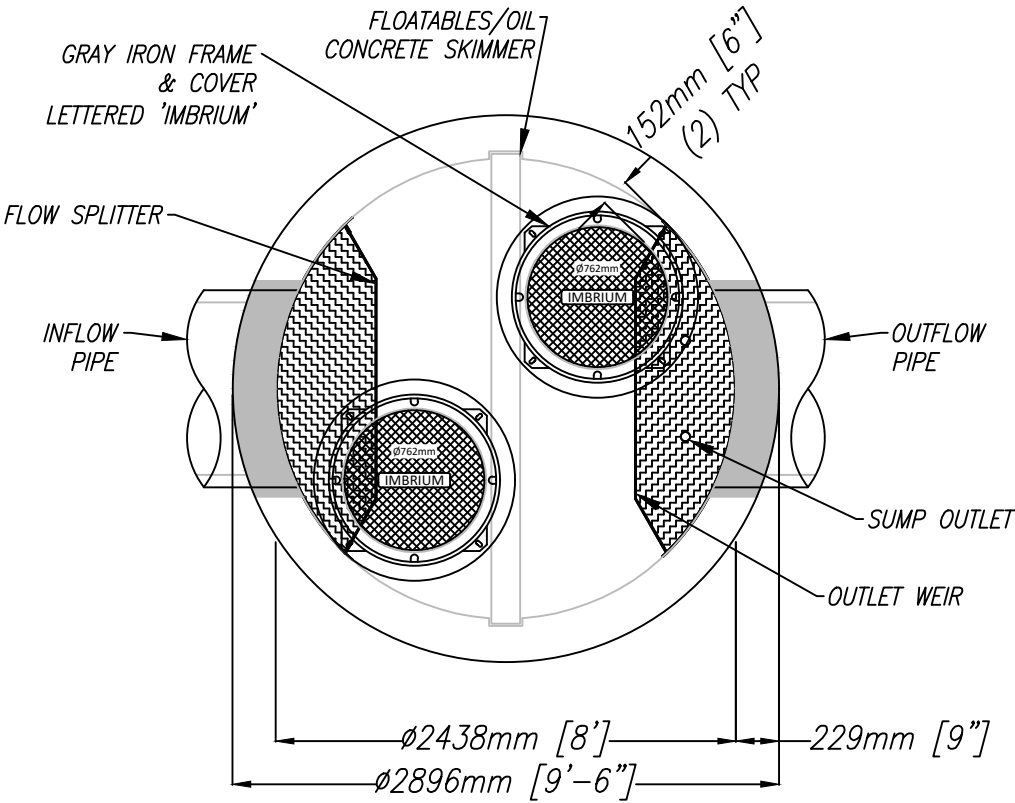


SITE SPECIFIC DATA*				
PROJECT NUMBER				
PROJECT NAME				
PROJECT LOCATION				
STRUCTURE ID		SC-8-V		
WATER QUALITY FLOW RATE (LPS)				
PEAK FLOW RATE (LPS)				
PEAK STORM DURATION (YEARS)				
PIPE DATA		I.E.	MATERIAL	DIAMETER
INFLOW PIPE 1				
OUTFLOW PIPE 1				
RIM ELEVATION				
SUMP ELEVATION				
SURFACE LOADING REQUIREMENT				HS20
FRAME AND COVER			(2) Ø762mm	
SKIMMER WALL HEIGHT				STANDARD
KNOWN GROUNDWATER ELEVATION				N/A
NOTES: CONCEPT ONLY. NOT FOR CONSTRUCTION. TREATMENT FLOW RATES PER LOCAL REGULATIONS. APPROVED BY CANADA ETV.				
*PER ENGINEER OF RECORD				
PERFORMANCE DATA				
TREATMENT FLOW RATE (LPS)				
TSS REMOVAL EFFICIENCY				80%
HYDRAULIC GRADE LINE				
SUMP CHAMBER CAPACITY				
DIAMETER(mm)	AREA (M ²)	HEIGHT(mm)	TOTAL (M ³)	
2438	4.67	2591	12.09	

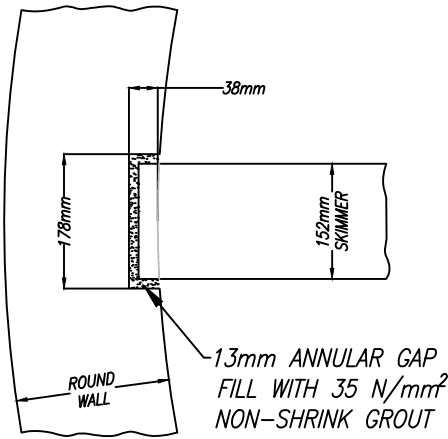
INSTALLATION NOTES

- CONTRACTOR TO PROVIDE ALL LABOR, EQUIPMENT, MATERIALS, AND INCIDENTALS REQUIRED TO OFFLOAD AND INSTALL THE SCICLONE UNIT AND APPURTENANCES IN ACCORDANCE WITH THIS DRAWING AND THE MANUFACTURER'S SPECIFICATIONS, UNLESS OTHERWISE STATED IN MANUFACTURER'S CONTRACT.
- MANUFACTURER RECOMMENDS A 150 MILLIMETER LEVEL ROCK BASE UNLESS SPECIFIED BY THE PROJECT ENGINEER. CONTRACTOR IS RESPONSIBLE FOR VERIFYING PROJECT ENGINEER'S RECOMMENDED BASE SPECIFICATIONS.
- ALL PIPES MUST BE FLUSH WITH INSIDE SURFACE OF CONCRETE. PIPES CANNOT INTRUDE BEYOND FLUSH.
- ALL GAPS AROUND PIPES SHALL BE SEALED WATERTIGHT WITH A NON-SHRINK GROUT PER MANUFACTURER'S STANDARD CONNECTION DETAIL AND SHALL MEET OR EXCEED REGIONAL PIPE CONNECTION STANDARDS.
- CONTRACTOR RESPONSIBLE FOR INSTALLATION OF ALL PIPES, RISERS AND MANHOLES. ALL COVERS SHALL BE SHIPPED LOOSE. CONTRACTOR TO GROUT ALL MANHOLES TO MATCH FINISHED SURFACE UNLESS SPECIFIED OTHERWISE.

1:40 SCALE

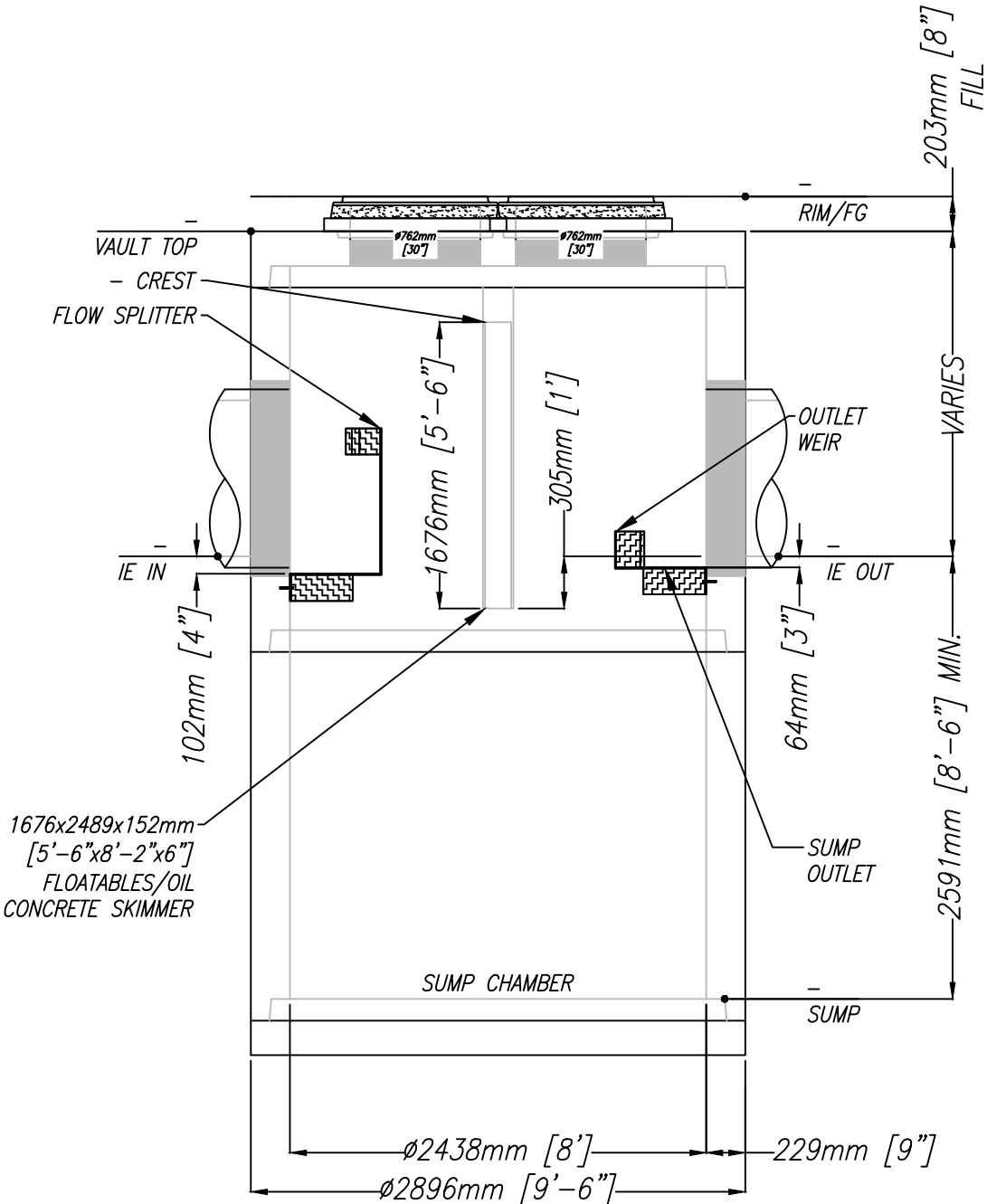


PLAN VIEW



CONCRETE SKIMMER TO ROUND WALL CONNECTION

1:10 SCALE



ELEVATION VIEW

GENERAL NOTES

- IMBRIUM TO PROVIDE ALL MATERIALS UNLESS OTHERWISE NOTED.
- ALL DIMENSIONS, ELEVATIONS, SPECIFICATIONS, AND CAPACITIES ARE SUBJECT TO CHANGE. FOR PROJECT SPECIFIC DRAWINGS DETAILING EXACT DIMENSIONS, WEIGHTS, AND ACCESSORIES PLEASE CONTACT IMBRIUM.

THIS PRODUCT MAY BE PROTECTED BY ONE OR MORE OF THE FOLLOWING US PATENTS: 15/700,149; 10,344,466; B-00320. RELATED FOREIGN PATENTS OR OTHER PATENTS PENDING.

PROPRIETARY AND CONFIDENTIAL:

THE INFORMATION CONTAINED IN THIS DOCUMENT IS THE SOLE PROPERTY OF IMBRIUM AND ITS COMPANIES. THIS DOCUMENT, NOR ANY PART THEREOF, MAY BE USED, REPRODUCED OR MODIFIED IN ANY MANNER WITH OUT THE WRITTEN CONSENT OF IMBRIUM.



SCICLONE SC-8
HYDRODYNAMIC SEPARATOR
STANDARD DETAIL